





# DuPage County COVID-19 School Metrics<sup>1</sup>

DuPage County COVID-19 Community Transmission Level: **SUBSTANTIAL**  
 Week 49, 11/29/2020-12/05/2020

COVID-19 School Metric	Value	Trend	Community Transmission Level by Metric
<b>Illinois Department of Public Health (IDPH) County-Level Risk Metric Color</b> <small>Source: <a href="#">IDPH County Level COVID-19 Risk Metrics</a></small>	Remained in ORANGE (IDPH-defined) for $\geq 2$ consecutive weeks <sup>2</sup>	Stable	Substantial
<b>New Cases per 100,000 per Week<sup>2</sup></b> <small>Source: <a href="#">IDPH County Level COVID-19 Risk Metrics</a></small>	581 per 100,000 per week	 <small>Up from 439 per 100,000 in Week 48</small>	Substantial
<b>Weekly Case Count Trend<sup>3</sup></b> <small>Source: <a href="#">IDPH COVID-19 County &amp; School Metrics</a></small>	Week 47 to Week 48 = -28.7% Week 48 to Week 49 = +32.2%		Criteria for increase for two consecutive weeks were not met.
<b>Weekly Youth (&lt;20 years old) Case Count Trend<sup>3</sup></b> <small>Source: <a href="#">IDPH COVID-19 County &amp; School Metrics</a></small>	Week 47 to Week 48 = -35.2% Week 48 to Week 49 = +32.5%		Criteria for increase for two consecutive weeks were not met.
<b>Weekly Test Positivity<sup>2</sup></b> <small>Source: <a href="#">IDPH COVID-19 County &amp; School Metrics</a></small>	12.5%	 <small>Up from 11.7% in Week 48</small>	Substantial
<b>Neighboring/Regional Indicator Level<sup>4</sup></b> <small>Source: <a href="#">IDPH County Level COVID-19 Risk Metrics</a></small>	Region 8 in Tier 3 mitigation for two or more consecutive weeks	Stable	Substantial

Footnotes:

<sup>1</sup> Based on DuPage County Health Department "Return to School Framework" available at: [www.dupagehealth.org/595/Schools-and-Daycares](http://www.dupagehealth.org/595/Schools-and-Daycares)

<sup>2</sup> For Week 49 (11/29/2020-12/05/2020)

<sup>3</sup> Weekly county case count trend for weeks 47-49 (11/15/2020-12/05/2020)

<sup>4</sup> Increasing trend: any county turning orange and/or Region 8 moved to Tier 1 or higher mitigation in most recent week; Stable trend: any county in orange for two or more consecutive weeks and/or Region 8 in same tier of mitigation for two or more consecutive weeks; Decreasing trend: no county in orange this week but orange in the last 4 weeks and/or Region 8 moved to a lower tier or no longer in Tier 1 mitigation in the past week.